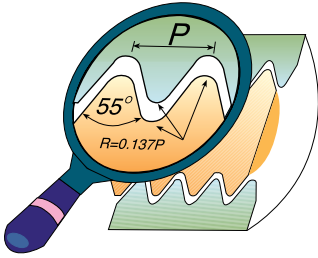
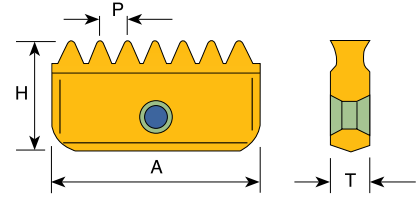


WHIT BSW, BSF, BSP



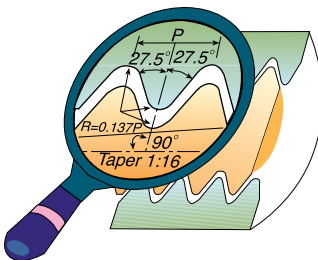
Same Insert for External and Internal thread.



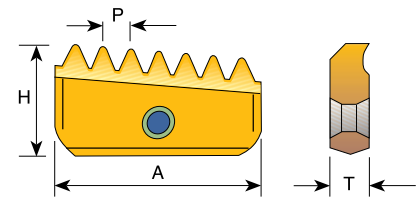
Pitch TPI	Insert Size = A				
	12	14	21	30	40
24		14-24 W			
20		14-20 W	21-20 W		
19	* 12 - 19 W	14-19 W	21-19 W		
16		14-16 W	21-16 W	30-16 W	
14		14-14 W	21-14 W	30-14 W	
11		14-11 W	21-11 W	30-11 W	40-11 W
8					40- 8 W
H	6.3	7.5	12	16	20
T	2.9	3.1	4.7	5.5	6.3

* One cutting edge
Order example: 21-11 W MT7

BSPT



Conical pipe thread inserts are one-sided and may be used for both External and Internal threading.



Pitch TPI	Insert Size = A				
	12	14	21	30	40
19	12-19 BSPT	14-19 BSPT			
14		14-14 BSPT	21-14 BSPT		
11			21-11 BSPT	30-11 BSPT	40-11 BSPT
H	6.3	7.5	12	16	20
T	2.9	3.1	4.7	5.5	6.3

Order example: 14-19 BSPT MT7
For conical preparation end mills see page 221